

TECHNICAL RIDER



BOW

BEREISHIT DANCE COMPANY

CONTACT | Tel. +82 (0)10 4783 3898

e-mail | 2673898@gmail.com / ok.roya@gmail.com

ADDRESS | Rm. # 201-ho, 25-1, Jinheung-ro 19-gil Eunpyeong-gu KR-122-847 Seoul, Korea

■ CONTENTS

I. General Information

II. Stage

- Stage equipment
- Prop. list
- Stage plan

III. Lighting

- Lighting equipment
- Lighting Diagram

IV. Sound

- Sound Equipment
- Out / Input Diagram
- Patch List
- Instrument list

V. Local Personnel

VI. Schedule

VII. Backstage

■ GENERAL INFORMATION

- Name of Company | Bereishit Dance Company
- Title of the Performance | BOW
- GENRE | Contemporary Dance
- RUNNING TIME | 30 minutes
- Cast | 3 dancers / 3 musicians / 1 archer
- CONTACTS

Roy ahn (General Manager) | E-mail : ok.roya@gmail.com

Sungmin won (Stage Manager) | E-mail : saintwonsm@gmail.com

■ STAGE EQUIPMENT

- Proscenium stage, Performing area(Minimum): width 16~20m, depth 14 ~ 16m

Contents	Qty.	Unit	Remark
Velour Leg Sets	4	Set	Color Black
Velour Borders	4	EA	Color Black
Dance Floor	1	Set	Color Black & White / Black black around the white floor
Back Drop (CYC or Curtain)	1	EA	Color Black
Traveler track	1	Set	Down Stage
Main Curtain	1	Set	Hang on the Traveler & Opening in the middle in the front.

**** Please Check Up the Detail of A target board DSL and Bows**

■ PROP LIST

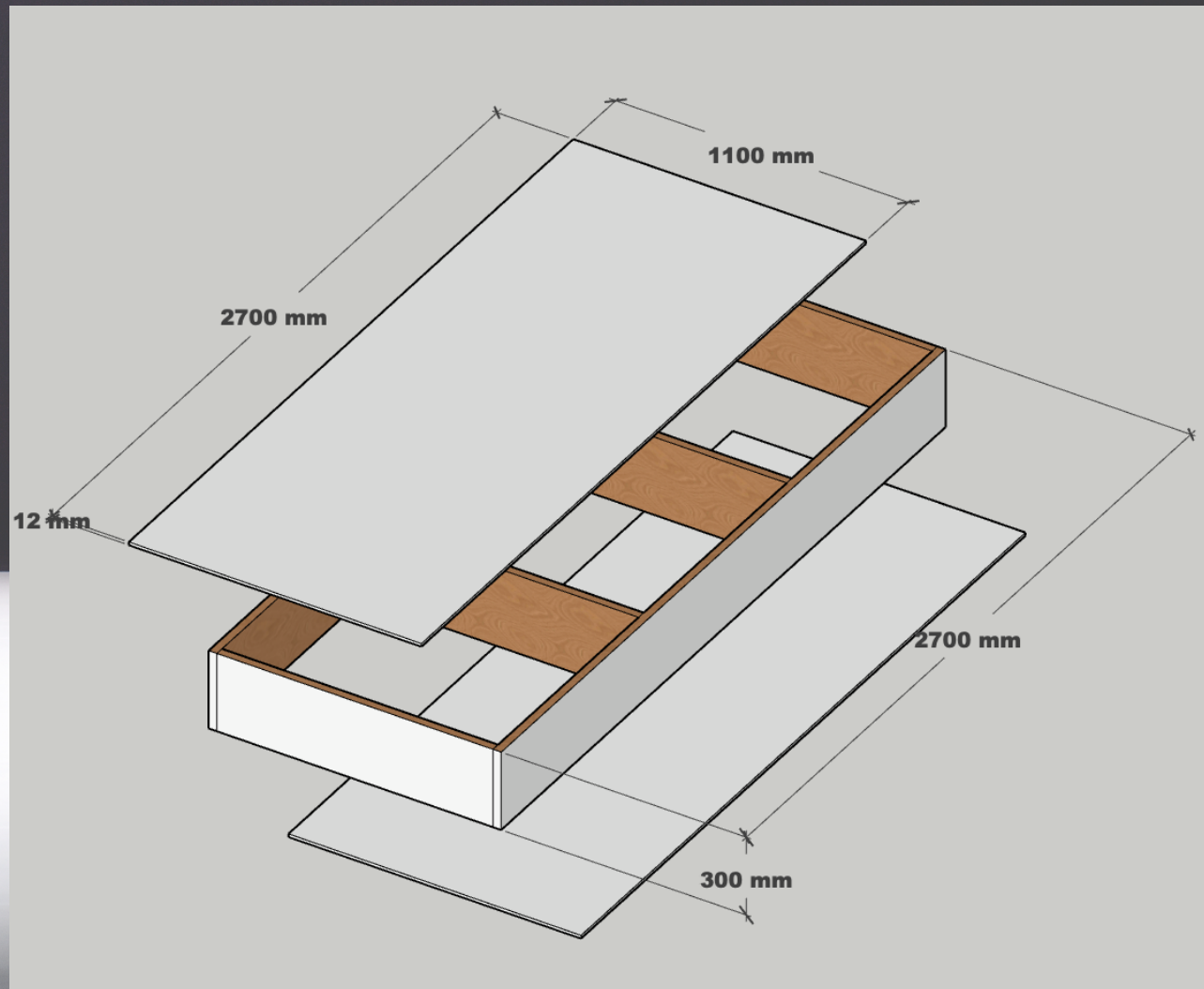
Contents	Qty.	Unit	Remark
A Target Board	1	Set	Please check up the reference drawing 1100mm X 2700mm X 324mm in white and protection board behind
Bows	2	EA	Please check up the pic. Recurve bow of Cross bow
Musicians cushin	2	EA	500mm X 500mm, black or dark gray color
Chair for musician	1	EA	Color Black
Props desk	4	EA	Anytype
Chair for break	20	EA	Anytype



**** Please Check Up the Detail of A target board DSL and Bows**

■ THE INFORMATION OF A target board

- Diagram



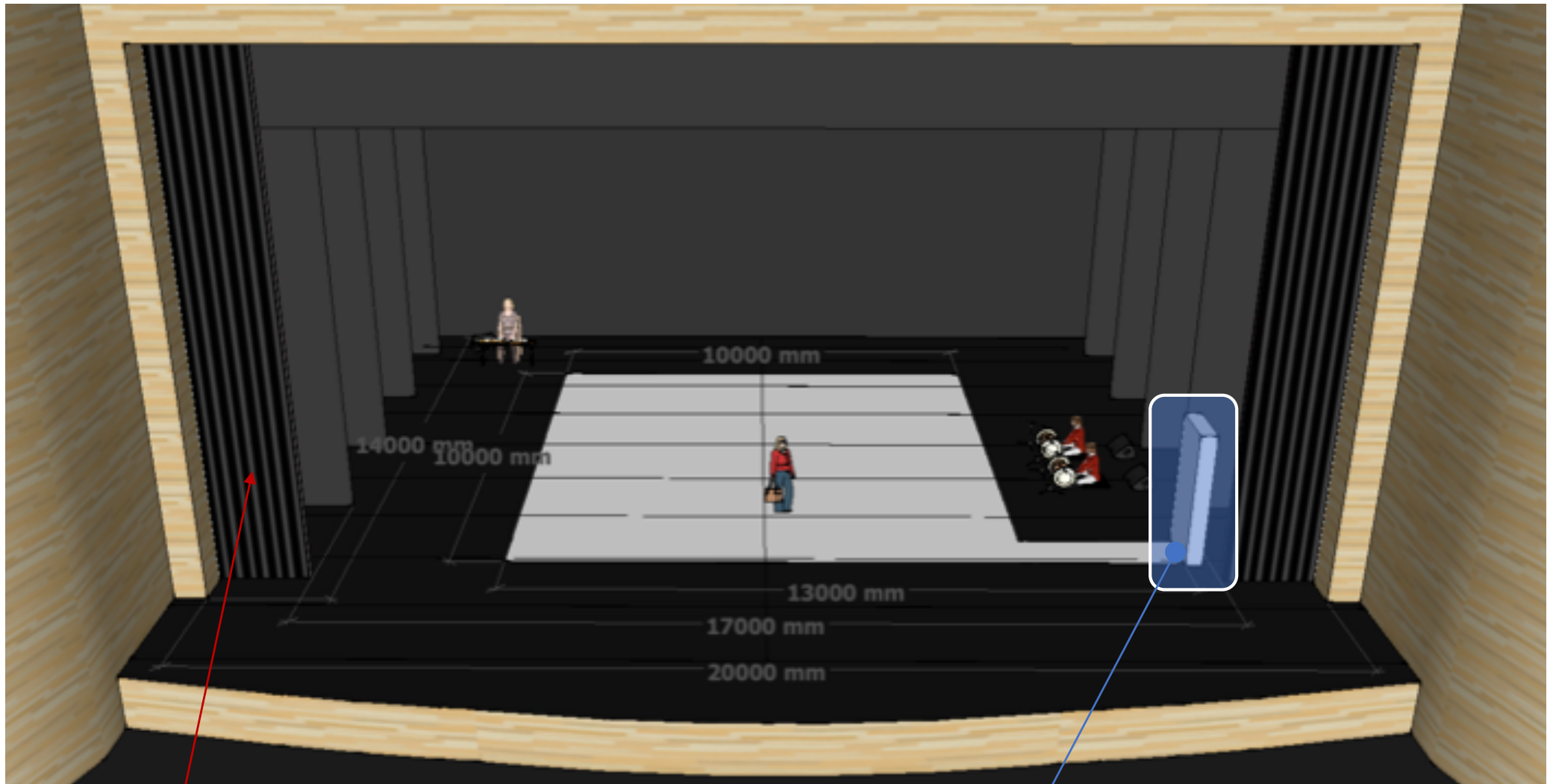
■ THE INFORMATION OF BOW

- Picture



■ STAGE PLAN

- Grand theater ground Plan | Width : 20m, Depth : 14m

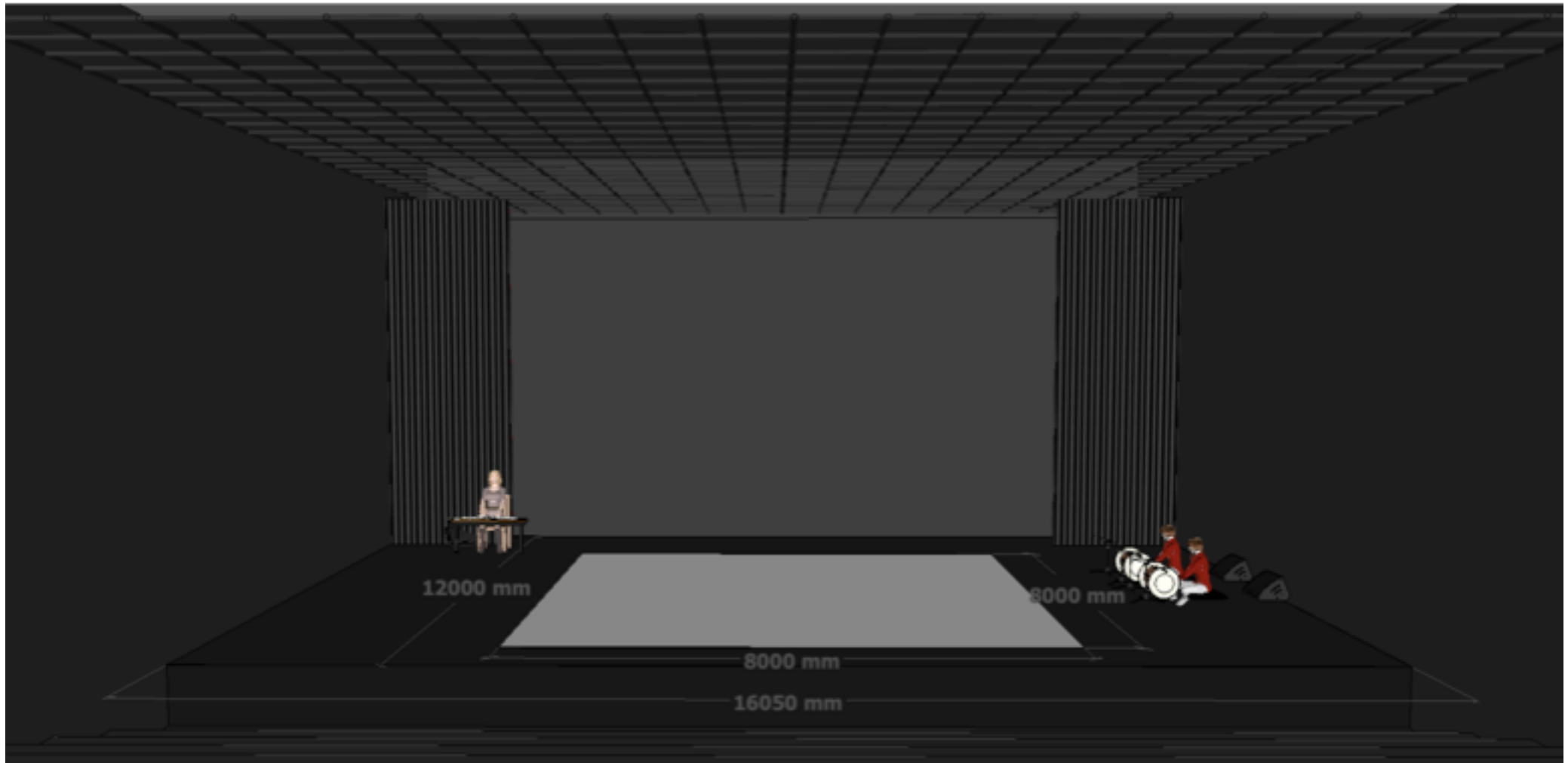


**** Traveler track & black curtain opening in the middle in the front**

A target board(fix)

■ STAGE PLAN

- Small Theater Ground Plan | Width : 16m, Depth : 12m



**** There are no Tarket board, archer in small theater.**

■ LIGHTING EQUIPMENT

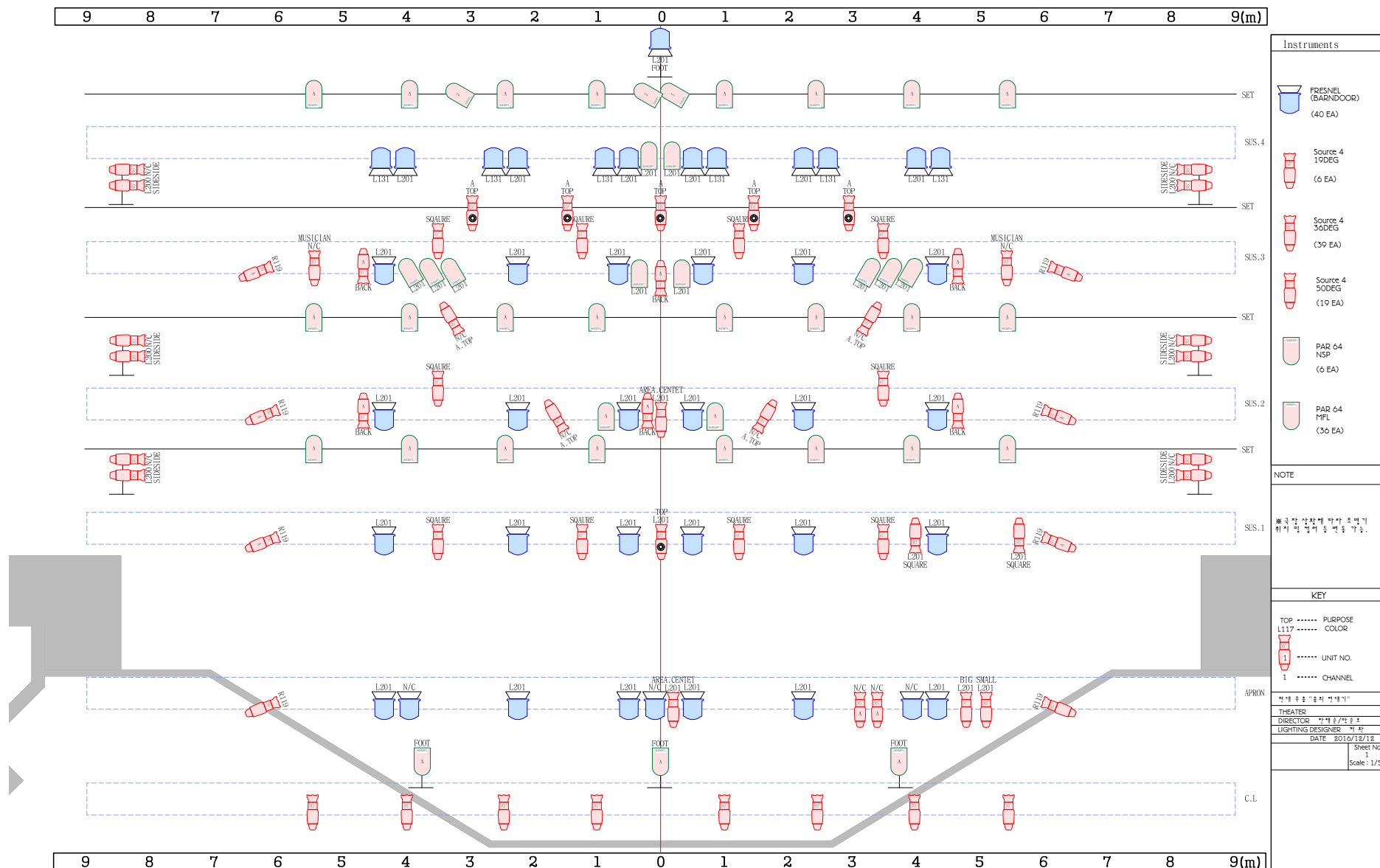
Contents	Qty.	Unit	Remark
Fresnel	40	EA	With barndoor
SourceFour 19°	6	EA	
SourceFour 36°	39	EA	
SourceFour 50°	19	EA	
Par 64	6	EA	NSP
Par 64	36	EA	MFL
Hazer Unique	2	EA	
Side boom	6	EA	
Console	1	EA	DMX Protocol Computer Lighting Board(Grand MA2, ETC ION, etc.)
Cable & Color Filter...etc.	1	Set	It's up to lighting design.

** We need a equipment(system) which can rig lights and connect circuit in the venue.

** The type and quantity of equipment may change depending on the venue.

■ LIGHTING

● Lighting Diagram(for grand theater)

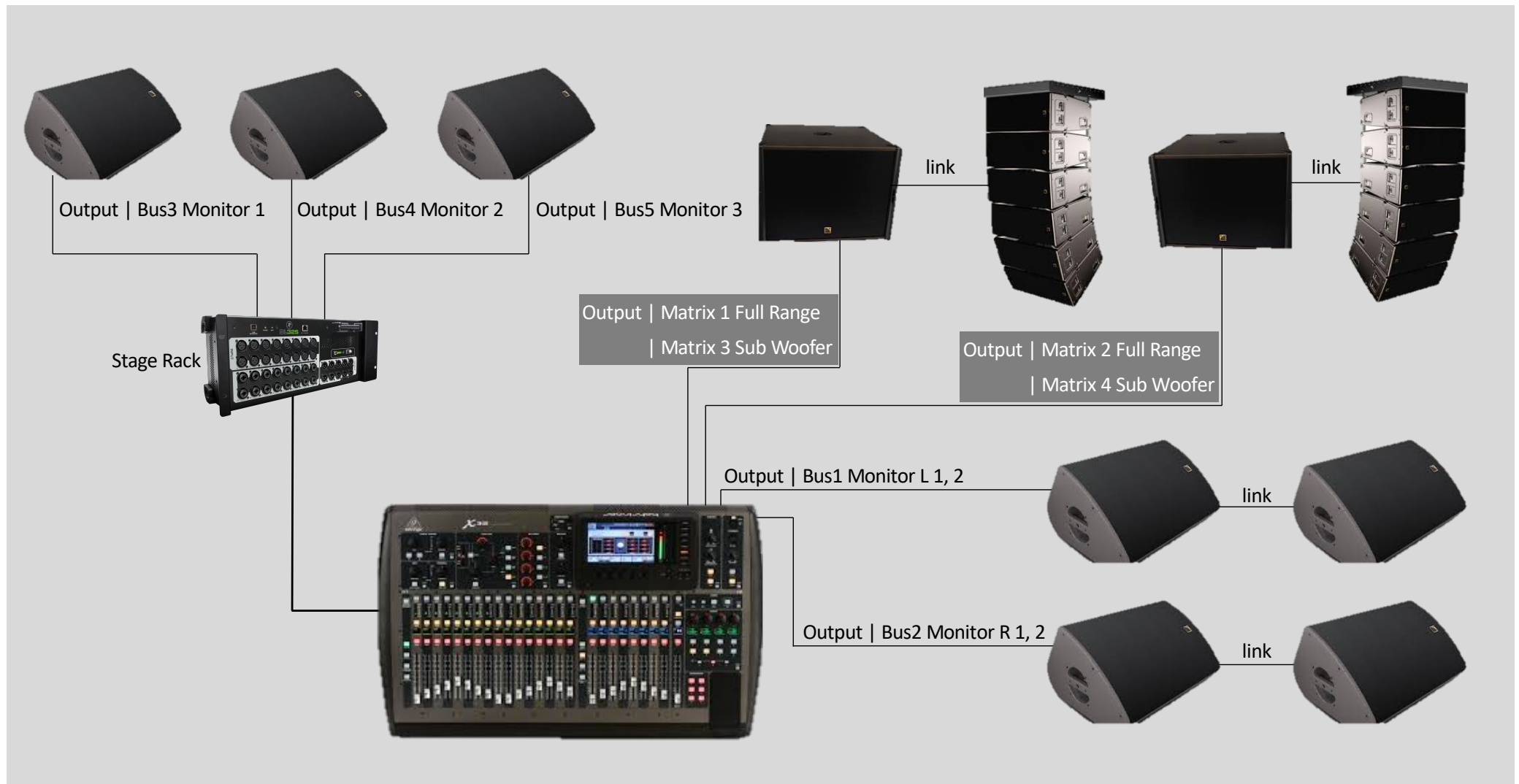


■ SOUND EQUIPMENT

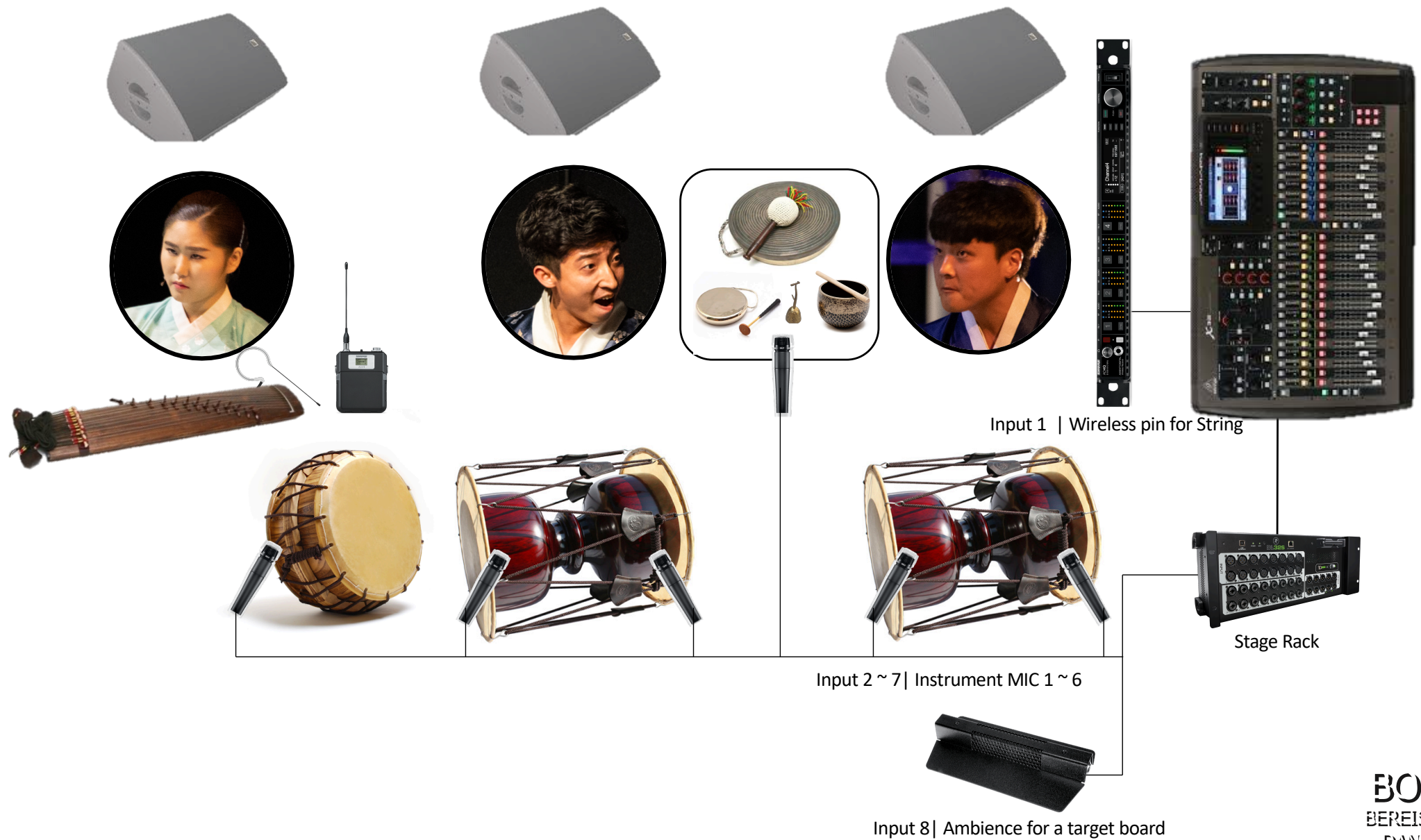
Contents	Qty.	Unit	Remark
Main Speaker	1	Set	L, R, Sub Woofer Use of all theater equipment
Monitor Speaker	7	EA	3 for the musician, 4 for the dancer
Instruments MIC	6	EA	Janggu 2EA each, Drum 1EA, etc 1EA / please see musician section shure sm57, sm58 or equivalent equipment
Instruments MIC stand	6	EA	Lower stand only
Wireless pin MIC	1	EA	For the string instrument.
Wireless handheld	1	EA	Talk back
Condenser Boundary MIC	1	EA	AKG PCC-160 or Equivalent equipment replaceable(aim on tarket B.)
Digital Console	1	EA	Behringer X32 or Equivalent equipment replaceable
Stage Rack	1	EA	For musician mic and monitor speaker /
Intercom System	1	Set	1 Wireless headset intercom, 2 Wired headset intercom
Cable...etc.	1	Set	

**** The type and quantity of equipment may change depending on the venue.**

■ SOUND OUTPUT DIAGRAM









■ SOUND INPUT DIAGRAM



■ PATCH LIST

Input	Output	Contents	Remark
	MTX 1	Full Range Speaker L	
	MTX 2	Full Range Speaker R	
	MTX 3	Sub Woofer R	
	MTX 4	Sub Woofer R	
	BUS 1	Stage Monitor Speaker L 1, 2	
	BUS 2	Stage Monitor Speaker R 1, 2	
	BUS 3	Minotor Speaker for Musician 1	
	BUS 4	Minotor Speaker for Musician 2	
	BUS 5	Minotor Speaker for Musician 3	
1		Wireless Pin MIC for string	
2		Instrument MIC 1	Jang-gu 1 L
3		Instrument MIC 2	Jang-gu 1 R
4		Instrument MIC 3	Jang-gu 2 L
5		Instrument MIC 4	Jang-gu 2 R
6		Instrument MIC 5	Buk
7		Instrument MIC 6	e.t.c
8		Boundary MIC (Ambience)	A Target Board

■ INSTRUMENT LIST

Contents	Qty.	Unit	Stuff	Size	Pic.	Playing
Janggu (장구)	2	EA	Wood Leather	500 X 550		
Drum (북)	1	EA	Wood Leather	500 X 300		
Jing (징)	1	EA	Iron	450 X 150		
Small Gong (꽝과리)	1	EA	Iron	200 X 150		
Jeongju (정주)	1	EA	Iron	200 X 150		
Bell (종)	1	EA	Iron	70 X 100		

■ LOCAL PERSONNEL

- Stage

 - 6 Stage Hands – Set-up & Strike

 - 4 Stage Hands - Stage progressing during the show

- Lighting

 - 5 Lighting Engineer

 - 1 Operator & Programmer - progressing during the show

- Sound

 - 2 Sound Engineer – Set-up & Strike, Stage progressing during the show

 - 1 Sound Operator & Playback – Set-up & Strike, Stage progressing during the show

- Interpreter

 - 1 Stage & Sound Technical Interpreter

 - 1 Lighting Technical Interpreter

****fluent in Korean and English to help out with tech discussions onsite (set-up & performance), master Class and Q&A**

■ SCHEDULE

DAY 1														
Time	9:00	10:00	11:00	12:00	13:00	14:00	15:00	16:00	17:00	18:00	19:00	20:00	21:00	22:00
Light	Light Focusing				Lunch	Programing				Dinner	OFF			
Stage	Stage Marking & Check up condition of venue					Spiking					OFF			
Sound	OFF													
Performaer	DAY OFF													
Remark	Please carry out basic setup before the Korean team comes to the theater.													

DAY 2														
Time	9:00	10:00	11:00	12:00	13:00	14:00	15:00	16:00	17:00	18:00	19:00	20:00	21:00	22:00
Light	Programing			Lunch	Programing					Dinner	stand by Rehearsal	Rehearsal	Programing	
Stage	Clean Up & Check Safety				Assist Sound Tune		Spacing						Check Note	
Sound	OFF	Curcuit Build Up & Sound Tune			Instrument Setting	Sound Tune Warm Up	Playing MR							
Performaer	OFF						Spacing							
Remark	Performer will warm up on the stage while staff have lunch													

6.Feb.20														
Time	9:00	10:00	11:00	12:00	13:00	14:00	15:00	16:00	17:00	18:00	19:00	20:00	21:00	22:00
Light	Programing			Lunch	Programing	Scene Tech.		Rehearsal	Note	Dinner	stand by Show	Show	Strike	
Stage	Clean Up & Check Safety				Check detail									
Sound	OFF		Booting		Sound Check									
Performaer	OFF				Warm up									
Remark														

■ BACKSTAGE

- **DRESSING / MANAGEMENT SPACE:**

- 4 dressing rooms

- All equipment with sufficient tables, chairs, mirrors (at least 1 full length mirror per dressing room), and costume racks.

- 1 staff room

- Rest rooms (not to be shared with the public) with showers required.

- 2 Hangers (any type).

- **WARDROBE**

- 1 iron, 1 ironing board, steamer, sewing machine (for light repairs)

- Daily laundry of costumes from 1st day of setup

- **OFFICE ROOM for COMPANY DIRECTOR / MANAGER / DESIGNERS:**

- Equipped with copier, printer and Internet line or wireless LAN requested.

- Lockable space for valuables and props is required.

■ BACKSTAGE

- **HOSPITALITY**

Bottled water necessary for all rehearsals and performances

Sinks with hot and cold running water, and non-public access toilets and showers nearby.

Towels for each dancers.

- **Simple hospitality required for whole company:**

Coffee & tea service, soft drinks, orange juice, fruit baskets (season fruits), vegetable platters, crackers, cookies, and other light snacks.

- **HEAT & COOLING:**

Stage and dressing areas must be properly heated or air conditioned to not less than 72 degrees F (22c) and not more than 80 degrees F (26c).

- **SECURITY**

Security personnel must be present to protect the safety & privacy of personnel and belongings.

THANK YOU

