



JUDO

BEREISHIT DANCE COMPANY

CONTACT | Tel. +82 (0)10 4783 3898

e-mail | 2673898@gmail.com / ok.roya@gmail.com

ADDRESS | Rm. # 201-ho, 25-I, Jinheung-ro 19-gil Eunpyeong-gu KR-122-847 Seoul, Korea

■ ? CONTENTS

I. General Information

II. Stage

- Stage equipment
- **The Information of Judo Matt**
- Stage plan

III. Lighting

IV. Sound

- Sound Equipment
- Out / Input Diagram
- Patch List

V. Local Personnel

VI. Schedule

VII. Backstage

■ ? GENERAL INFORMATION

- Name of Company | Bereishit Dance Company
- Title of the Performance | JUDO
- GENRE | Contemporary Dance (6 Number of performers)
- RUNNING TIME | 30 minutes
- CONTACTS

E-Mail | 2673898@gmail.com / ok.roya@gmail.com

Mobile Phone | 010-4789-3898

■ ? STAGE EQUIPMENT

- Proscenium stage, Performing area(Minimum): width 15m, depth 12m



Contents	Qty.	Unit	Remark
Velour Leg Sets	4	Set	Color Black
Velour Borders	4	EA	Color Black
Dance Floor	1	Set	Color Black / Covered Whole Space
Back Drop (CYC)	1	EA	Color Black
Judo Mat	21 (32)	EA	Color Red / Size 2000mm X 1000mm X 40mm
			Internationally authorized Judo Mats (BSW)
Gaffer Tape	10	EA	Black, 50mm, To tape around the mat side and ETC

**** Please Check Up the Detail of JUDO MAT**

■❓ THE INFORMATION OF JUDO MATT

- JUDO MAT MODEL | **tatami vinyl E215**

(What is **BSW**? German internationally recognized induction mat designation)



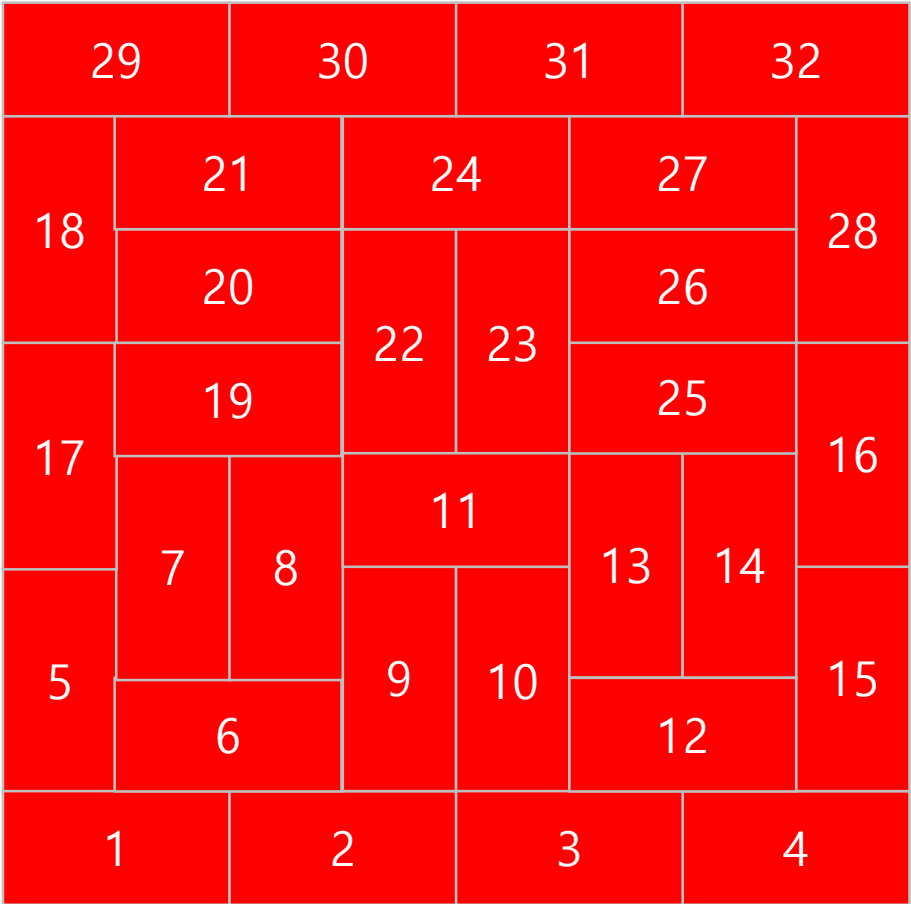
- Bare feet should not slip on the mat but materials such as clothes should be able to slip.

Note :


- The mats should not have been used for MMA
(What is MMA? Mixed martial arts)
- The presenter must provide the authorized Judo mats

■❓ THE INFORMATION OF JUDO MATT

- Layout of Judo Mat



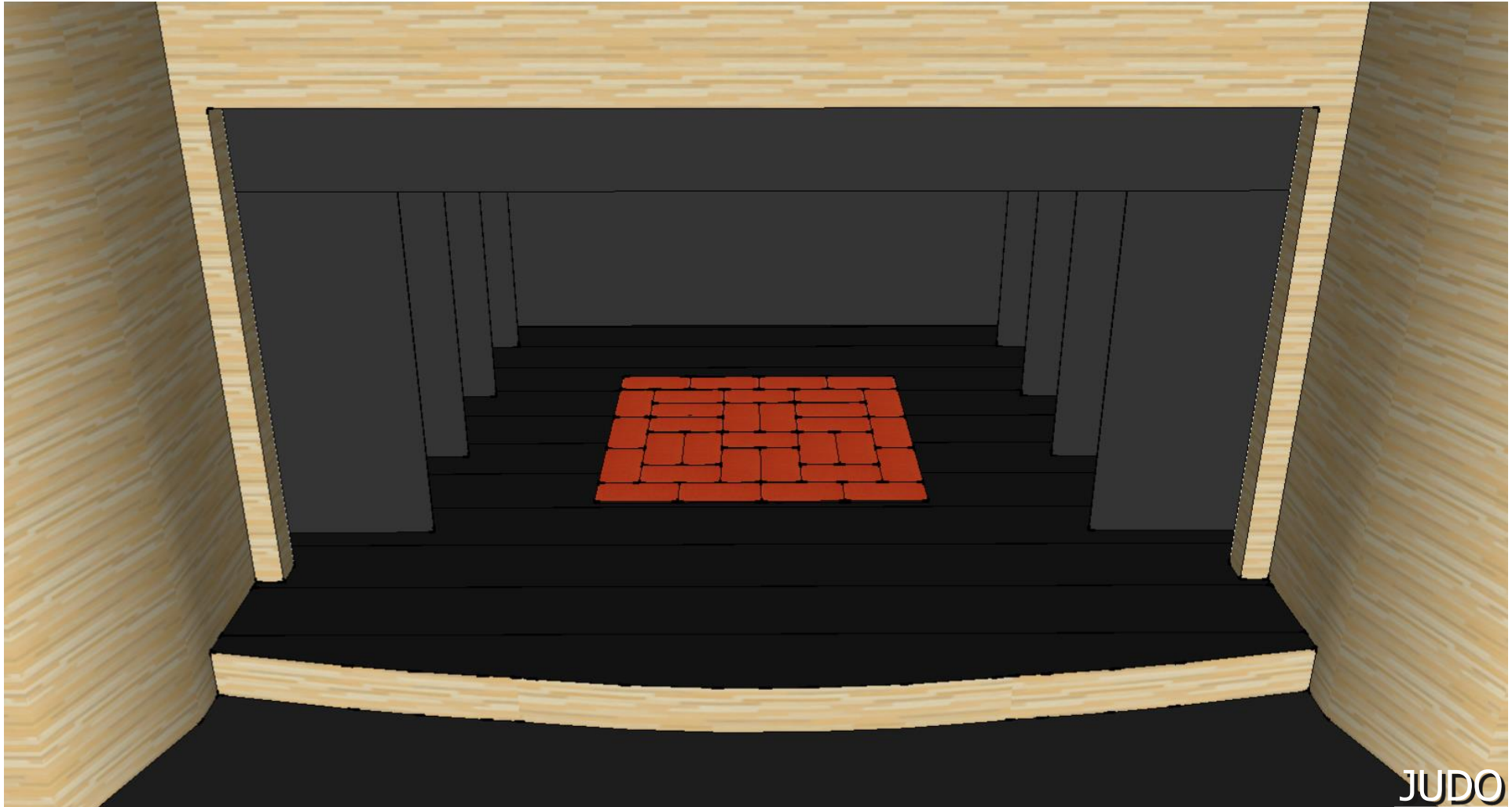
For Grand Theater



For Small Theater


■ ? STAGE PLAN

- Grand theater ground Plan | Width : 20m, Depth : 14m



■ ? STAGE PLAN

- Small Theater Ground Plan | Width : 16m, Depth : 12m



■ ? LIGHTING

Contents	Qty.	Unit	Remark
Fresnel 2kw	20	EA	
SourceFour 36°	40	EA	
SourceFour 26°	20	EA	
SourceFour Par	30	EA	
Par 64	20	EA	MFL
MR16	3	EA	Mini Par
VL 3000 Spot	10	EA	For Grand Theater / Equivalent equipment replaceable
VL 3000 Wash	8	EA	For Grand Theater / Equivalent equipment replaceable
Hazer Unique	2	EA	
Side boom	6	EA	
Console	1	EA	DMX Protocol Computer Lighting Board(Grand MA2, ETC ION, etc.)
Cable & Color Filter...etc.	1	Set	It's up to lighting design.

** We need a equipment(system) which can rig lights and connect circuit in the venue.


** The type and quantity of equipment may change depending on the venue.

■ ? SOUND EQUIPMENT

Contents	Qty.	Unit	Remark
Main Speaker	1	Set	L, R, Sub Woofer Use of all theater equipment
Ambience Speaker	2	EA	At F.O.H Use of Theater equipment
Monitor Speaker	4	EA	On the stage Use of Theater equipment
Condenser Boundary MIC	4	EA	AKG PCC-160 or Equivalent equipment replaceable
Digital Console	1	EA	Behringer X32 or Equivalent equipment replaceable
Laptop	1	EA	For sound playback, with Q-lab
Audio Interface (4ch Out)	1	EA	Focusrite Clarett 2pre USB or Equivalent equipment replaceable
Intercom System	1	Set	2 Wireless headset intercom, 2 Wired headset intercom
Cable...etc.	1	Set	

**** The type and quantity of equipment may change depending on the venue.**

■ ? OUT / INPUT DIAGRAM



■ ? PATCH LIST

Input	Output	Contents	Remark
	MTX 1	Full Range Speaker L	Input 1, 5, 6, 7, 8
	MTX 2	Full Range Speaker R	Input 2, 5, 6, 7, 8
	MTX 3	Sub Woofer R	Input 1, 5, 6, 7, 8
	MTX 4	Sub Woofer R	Input 2, 5, 6, 7, 8
	BUS 1	Ambience Speaker L	Input 3 only
	BUS 2	Ambience Speaker R	Input 4 only
	BUS 3	Stage Monitor Speaker L 1, 2	All of Input
	BUS 4	Stage Monitor Speaker R 1, 2	All of Input
1		Sound Track 1	Q-lab Track 1
2		Sound Track 2	Q-lab Track 2
3		Sound Track 3	Q-lab Track 3 for Ambience
4		Sound Track 4	Q-lab Track 4 for Ambience
5		Boundary MIC 1	
6		Boundary MIC 2	
7		Boundary MIC 3	
8		Boundary MIC 4	

■ ? LOCAL PERSONNEL

- Stage

 - 4 Stage Hands - Stage progressing during the show

- Lighting

 - 5 Lighting Engineer

 - 1 Operator & Programmer - progressing during the show

- Sound

 - 1 Sound Engineer - Stage progressing during the show

 - 1 Sound Operator & Playback - Stage progressing during the show

- Interpreter

 - 1 Stage & Sound Technical Interpreter

 - 1 Lighting Technical Interpreter

 - **fluent in Korean and English to help out with tech discussions onsite (set-up & performance), master Class and Q&A

?

SCHEDULE

DAY 1														
Time	9:00	10:00	11:00	12:00	13:00	14:00	15:00	16:00	17:00	18:00	19:00	20:00	21:00	22:00
Light	Light Focusing				Lunch	Programing				OFF				
Stage	Stage Marking & Check Judo Mat					Spiking				OFF				
Sound	OFF													
Performaer	DAY OFF													
Remark	Please carry out basic setup before the Korean team comes to the theater.													

DAY 2														
Time	9:00	10:00	11:00	12:00	13:00	14:00	15:00	16:00	17:00	18:00	19:00	20:00	21:00	22:00
Light	Programing				Lunch	Programing		Check lighting cue		Dinner	stand by Rehearsal	Rehearsal	Programing	
Stage	Clean Up & Check Safety					Assist Sound Tune		Spacing					Check Note	
Sound	OFF	Build up system				Volum Check		Playing MR						
Performaer	OFF					Warm up on the stage		Spacing						
Remark														

DAY 3														
Time	9:00	10:00	11:00	12:00	13:00	14:00	15:00	16:00	17:00	18:00	19:00	20:00	21:00	22:00
Light	Programing				Lunch	Programing	stand by Rehearsal	Rehearsal	Note	Dinner	stand by Show	Show	etc...	
Stage	Clean Up & Check Safety					Check detail								
Sound	OFF					System Check								
Performaer	OFF					Warm up								
Remark														

■ ? BACKSTAGE

- **DRESSING / MANAGEMENT SPACE:**

1 dressing rooms, a room should have 7~8 dancers.

All equipment with sufficient tables, chairs, mirrors (at least 1 full length mirror per dressing room), and costume racks.

Rest rooms (not to be shared with the public) with showers required.

2 Hangers (any type).

- **WARDROBE**

1 iron, 1 ironing board, steamer, sewing machine (for light repairs)

Daily laundry of costumes from 1st day of setup

- **OFFICE ROOM for COMPANY DIRECTOR / MANAGER / DESIGNERS:**

Equipped with copier, printer and Internet line or wireless LAN requested.

Lockable space for valuables and props is required.

■ ? BACKSTAGE

- **HOSPITALITY**

Bottled water necessary for all rehearsals and performances

Sinks with hot and cold running water, and non-public access toilets and showers nearby.

Towels for each dancers.

- **Simple hospitality required for whole company:**

Coffee & tea service, soft drinks, orange juice, fruit baskets (season fruits), vegetable platters, crackers, cookies, and other light snacks.

- **HEAT & COOLING:**

Stage and dressing areas must be properly heated or air conditioned to not less than 72 degrees F (22c) and not more than 80 degrees F (26c).

- **SECURITY**

Security personnel must be present to protect the safety & privacy of personnel and belongings.

THANK YOU

