

A photograph of three dancers in dynamic, acrobatic poses on a stage. The dancer on the left is in a crouched, forward-leaning position. The dancer in the center is in a more complex, balanced pose, possibly a handstand or a deep crouch. The dancer on the right is in a dynamic, forward-leaning pose. The background is dark, and the stage floor is visible. The title 'BALANCE & IMBALANCE' is overlaid in large white letters.

BALANCE & IMBALANCE

CONTACT | Tel. +82 (0)10 4783 3898

e-mail | 2673898@gmail.com / ok.roya@gmail.com

ADDRESS | Rm. # 201-ho, 25-1, Jinheung-ro 19-gil Eunpyeong-gu KR-122-847 Seoul, Korea

CONTENTS

I. General Information

II. Stage

- Stage
- Stage plan
- Props.

III. Lighting

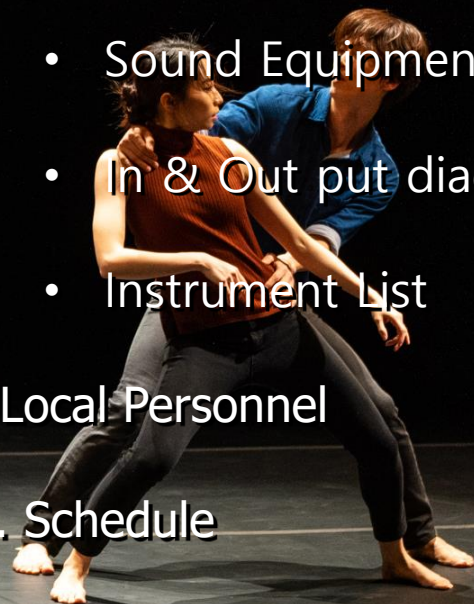
IV. Sound

- Sound Equipment
- In & Out put diagram
- Instrument List

V. Local Personnel

VI. Schedule

VII. Backstage



■ ? GENERAL INFORMATION

- Name of Company | Bereishit Dance Company
- Title of the Performance | Balance and Imbalance
- GENRE | Contemporary Dance (5 Dnacer, 3 Musician)
- RUNNING TIME | 30 minutes
- CONTACTS

E-Mail | 2673898@gmail.com / ok.roya@gmail.com

Mobile Phone | 010-4789-3898


■ ? STAGE

- Proscenium stage, Performing area(Minimum): width 10 ~ 12m, depth 9~ 10m

Contents	Qty.	Unit	Remark
Velour Leg Sets	4	Set	Color Black
Velour Borders	4	EA	Color Black
Dance Floor	1	Set	Color Black / Covered Whole Space
Back Drop (CYC)	1	EA	Color Black

**** Please Check Up Stage Plan**

■ ? STAGE PLAN | GRAND THEATER




■ ? STAGE PLAN | SMALL THEATE

R



■ ? PROPS.

Contents	Qty.	Unit	Remark
Cushion	1	Set	<p>For female musician, Color Black</p> 

■ ? LIGHTING

Contents	Qty.	Unit	Remark
Fresnel 2kw	24	EA	
SourceFour 36°	26	EA	
SourceFour 19°	6	EA	
Par 64 (CP62)	30	EA	
Par 64 (CP61)	17	EA	
Plano conbex 1kw	2	EA	
Iris	6	EA	
Side boom	8	EA	
Hazer Unique	1	EA	
Console	1	EA	DMX Protocol Computer Lighting Board(Grand MA2, ETC ION, etc.)
Cable & Color Filter...etc.	1	Set	It's up to lighting design.

**** We need a equipment(system) which can rig lights and connect circuit in the venue.**


**** The type and quantity of equipment may change depending on the venue.**

■ ? SOUND EQUIPMENT

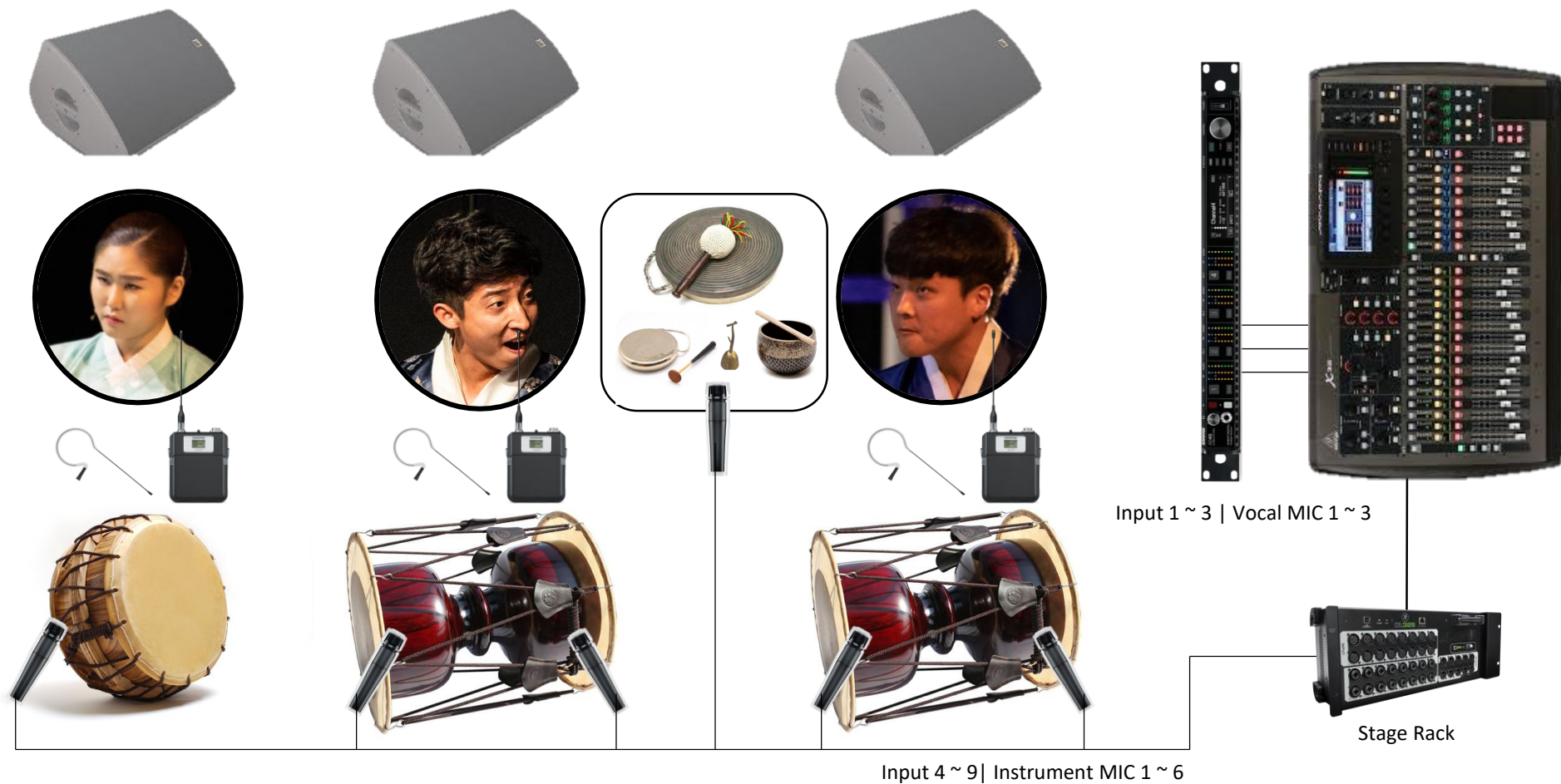
Contents	Qty.	Unit	Remark
Main Speaker	1	Set	L, R, Sub Woofer Use of all theater equipment
Monitor Speaker	7	EA	3 for the musician, 4 for the dancer Use of all theater equipment
Instruments MIC	6	EA	Janggu 2EA, Drum 1EA, etc. 1EA / please see musician section shure sm57, sm58 or equivalent equipment
Instruments MIC stand	6	EA	Lower stand only
Wirelss pin MIC	3	Set	Headset type / For the musician / Use theater equipment
Wirelss MIC	2	Set	Handheld / Talk back
Intercom systme	1	Set	Wireless Headset 2EA (Stage) / Wired Headset 2EA (Light)
Digital Console	1	EA	Use theater equipment
Stage Rack	1	EA	For musician mic and monitor speaker / Use theater equipment
Cable...etc.	1	Set	

**** The type and quantity of equipment may change depending on the venue.**












■ ? OUTPUT DIAGRAM



■ ? INPUT DIAGRAM



■ ? INSTRUMENT LIST

Contents	Qty.	Unit	Stuff	Size	Pic.	Playing
Janggu (장구)	2	EA	Wood Leather	500 X 550		
Drum (북)	1	EA	Wood Leather	500 X 300		
Jing (징)	1	EA	Iron	450 X 150		
Small Gong (꽝과리)	1	EA	Iron	200 X 150		
Jeongju (정주)	1	EA	Iron	200 X 150		
Bell (종)	1	EA	Iron	70 X 100		



■ ? LOCAL PERSONNEL

- Stage
 - 4 Stage Hands (2 person Stage progressing during the show)
- Lighting
 - 4 Lighting Engineer
 - 1 Operator & Programer - progressing during the show
- Sound
 - 1 Sound Engineer - Stage progressing during the show
 - 1 Sound Operator & PlayBack - Stage progressing during the show
- Interpreter
 - 1 Stage & Sound Technical Interpreter
 - 1 Lighting Technical Interpreter
 - **fluent in Korean and English to help out with tech discussions onsite (set-up & performance), master Class and Q&A

■ ?

SCHEDULE

DAY 1														
Time	9:00	10:00	11:00	12:00	13:00	14:00	15:00	16:00	17:00	18:00	19:00	20:00	21:00	22:00
Light	Light Focusing				Lunch	Programing				OFF				
Stage	Stage Marking					Spiking				OFF				
Sound	OFF													
Performaer	DAY OFF													
Remark	Please carry out basic setup before the Korean team comes to the theater.													
DAY 2														
Time	9:00	10:00	11:00	12:00	13:00	14:00	15:00	16:00	17:00	18:00	19:00	20:00	21:00	22:00
Light	Programing				Lunch	Programing		Check lighting cue		Dinner	stand by Rehearsal	Rehearsal	Programing	
Stage	Clean Up & Check Safety					Assist Sound Tune		Spacing					Check Note	
Sound	OFF	Build up system				Sound Check								
Performaer	OFF					Wamp Up	Sound Check [Musicain]							
Remark	Performer will warm up on the stage while staff have lunch													
DAY 3														
Time	9:00	10:00	11:00	12:00	13:00	14:00	15:00	16:00	17:00	18:00	19:00	20:00	21:00	22:00
Light	Programing				Lunch	Programing	stand by Rehearsal	Rehearsal	Note	Dinner	stand by Show	Show	etc...	
Stage	Clean Up & Check Safety					Check detail								
Sound	OFF					System Check								
Performaer	OFF					Warm up								
Remark														

■ ? BACK STAGE

- **DRESSING / MANAGEMENT SPACE:**

3 dressing rooms. (1 female dancer, 1 male male dancer, 1 musician)

All equipment with sufficient tables, chairs, mirrors (at least 1full length mirror per dressing room), and costume racks.

Rest rooms (not to be shared with the public) with showers required.

2 Hangers (any type).

- **WARDROBE**

1 iron, 1 ironing board, steamer, sewing machine (for light repairs)

Daily laundry of costumes from 1st day of setup

- **OFFICE ROOM for COMPANY DIRECTOR / MANAGER / DESIGNERS:**

Equipped with copier, printer and Internet line or wireless LAN requested.

Lockable space for valuables and props is required.

- **HOSPITALITY**

Bottled water necessary for all rehearsals and performances

Sinks with hot and cold running water, and non-public access toilets and showers nearby.

Towels for each dancers.

- **Simple hospitality required for whole company:**

Coffee & tea service, soft drinks, orange juice, fruit baskets (season fruits), vegetable platters, crackers, cookies, and other light snacks.

- **HEAT & COOLING:**

Stage and dressing areas must be properly heated or air conditioned to not less than 72 degrees F (22c) and not more than 80 degrees F (26c).

- **SECURITY**

Security personnel must be present to protect the safety & privacy of personnel and belongings.

